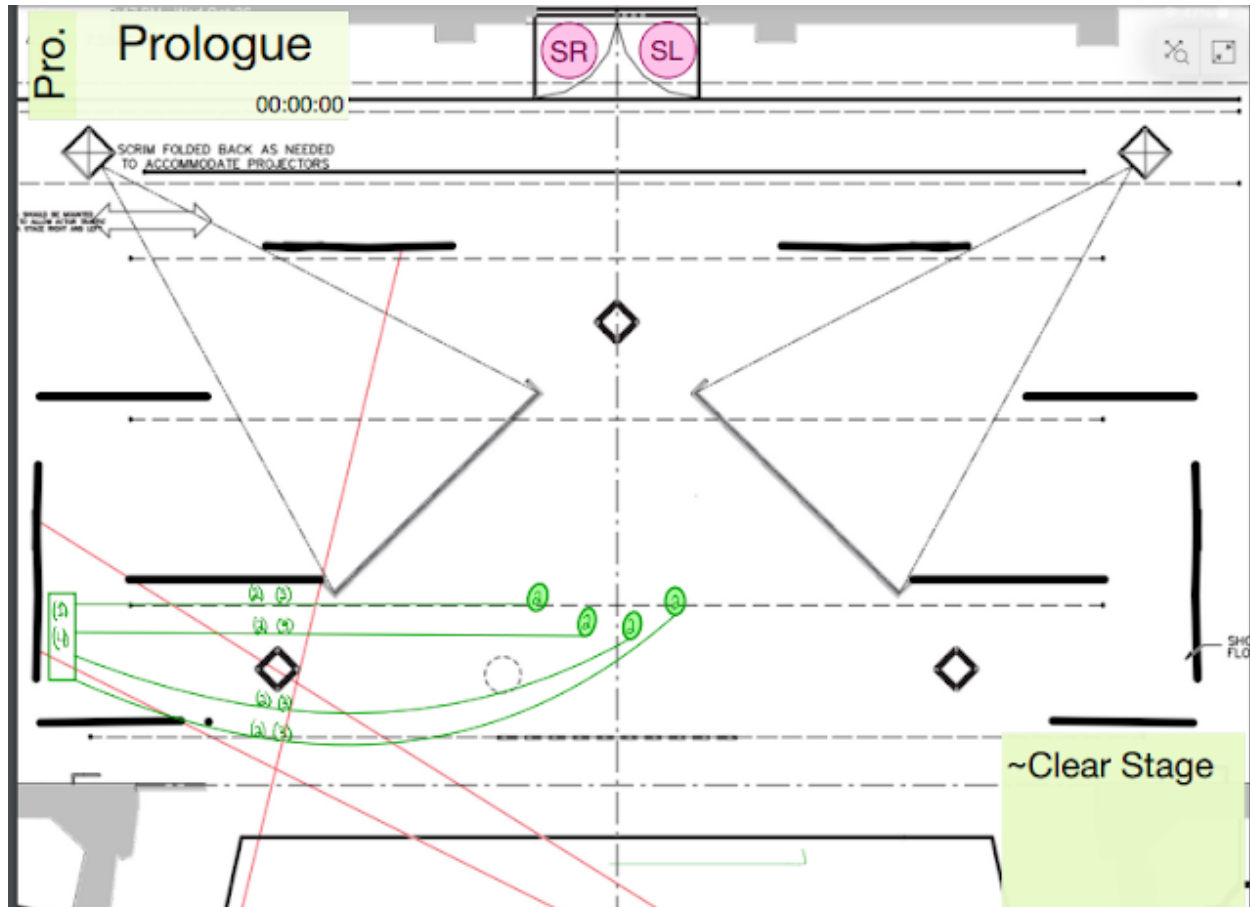


Pre-Show: Lockbox Tracking

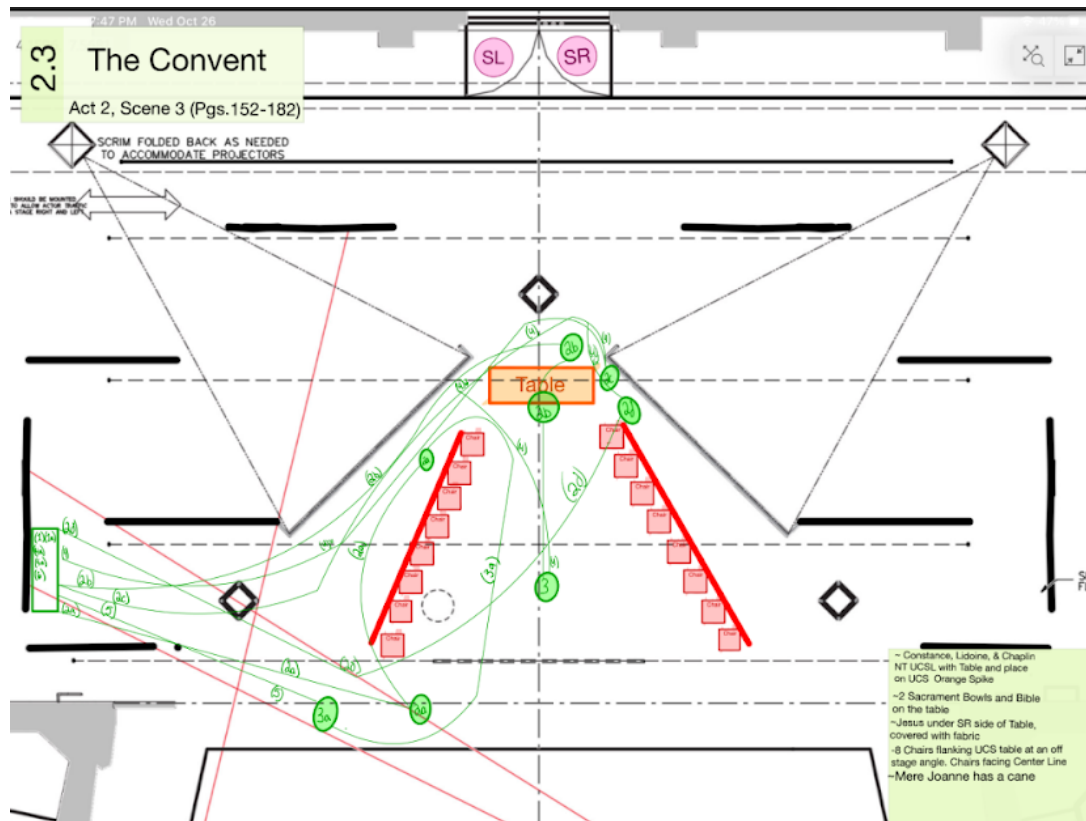
1. Trained Crew Members meet with trained ASM and track the SR lockbox from Secure post-show location (TD Faculty Office) to BSR.
 - a. SR Lockbox currently contains; 4 Riot Sticks, 4 Non-Functional Pistols, & 1 small tracking lock box.

Prologue- Riot Sticks



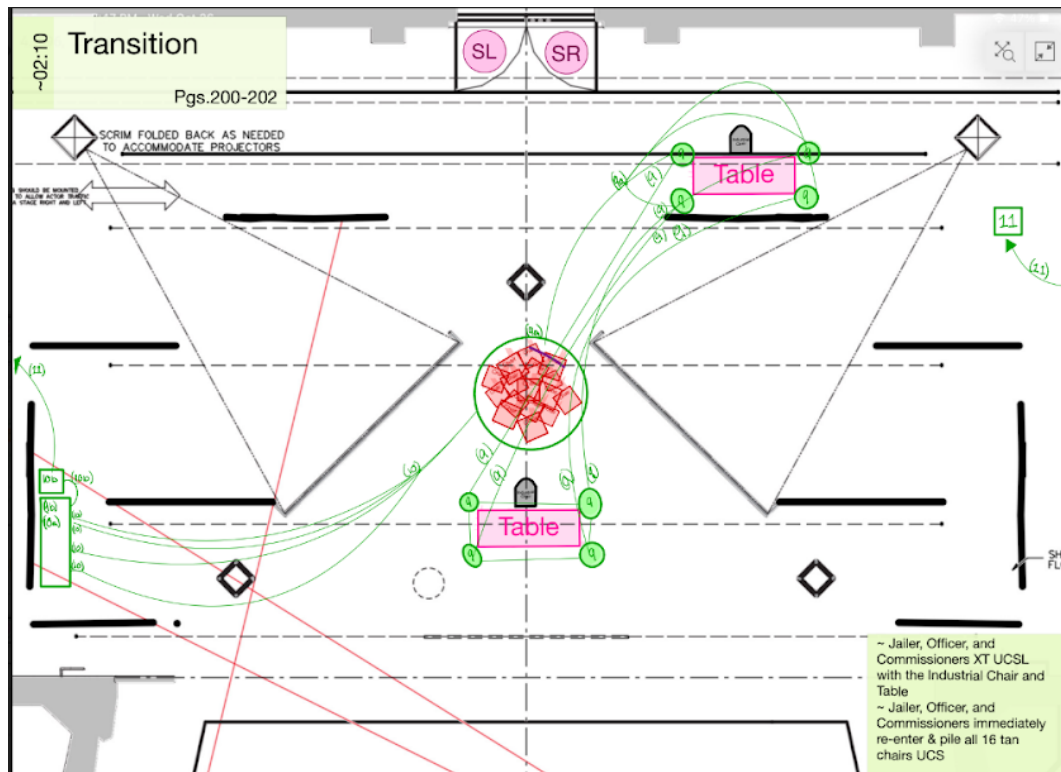
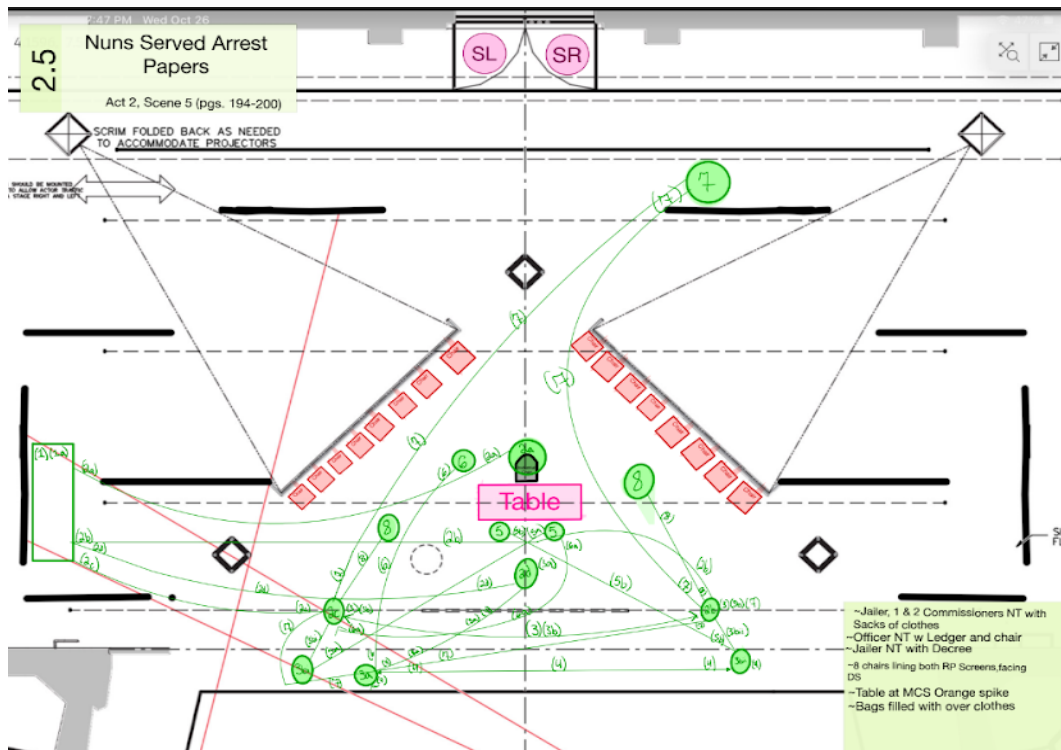
1. At places a trained crew member will be unlocking the SR Lock Box, and handing out the riot sticks to the 4 SR Officers.
2. At PSM' "GO" the Officers will NT DSR and go to their MCS mark.
3. At their exit, all 4 Officers will XT DSR. Trained Crew will unlock the SR Lock Box.
4. The trained crew member will meet them at the Lock Box and follow Riot Stick lock up protocol.

Act 2, Scene 3: Non-Functional Pistols



1. At the beginning of the transition to 2.3 a trained crew member will unlock the SR Lock Box. The Jailer, Commissioner 1, Commissioner 2, and Officer will receive their non-functional pistols. Prop firearms will immediately be placed in holsters.
 - a. Crew Locks the SR Lock Box
2. The Jailer, Commissioners, and Officer will NT DSR at ASM "GO"
 - a. Commissioner 1 goes to DSR Mark, then counters up SR behind chairs
 - b. Commissioner 2 goes to UCS Table, counters SL of table and stands on it
 - c. Jailer goes to USC Table, stands at SL mark
 - d. Officer goes to UCS Table, counters table stands on USL mark
3. Commissioner 2 walks in front of the Seated Nuns DCS
 - a. Commissioner 1 follows as is crossing to DSR mark next the Mere Marie
4. Officer, Jailer, and 2nd Commissioner counter SR behind table and XT DSR.
 - a. Trained crew member unlocks the SR Lock Box and collects their prop firearms
5. Commissioner 1 XTs DRS
 - a. Trained crew member collects his prop firearm.
6. Lock Box is locked by my trained crew member once all Non-functionals are inside.

Act 2, Scene 5- Non-Functional Pistols



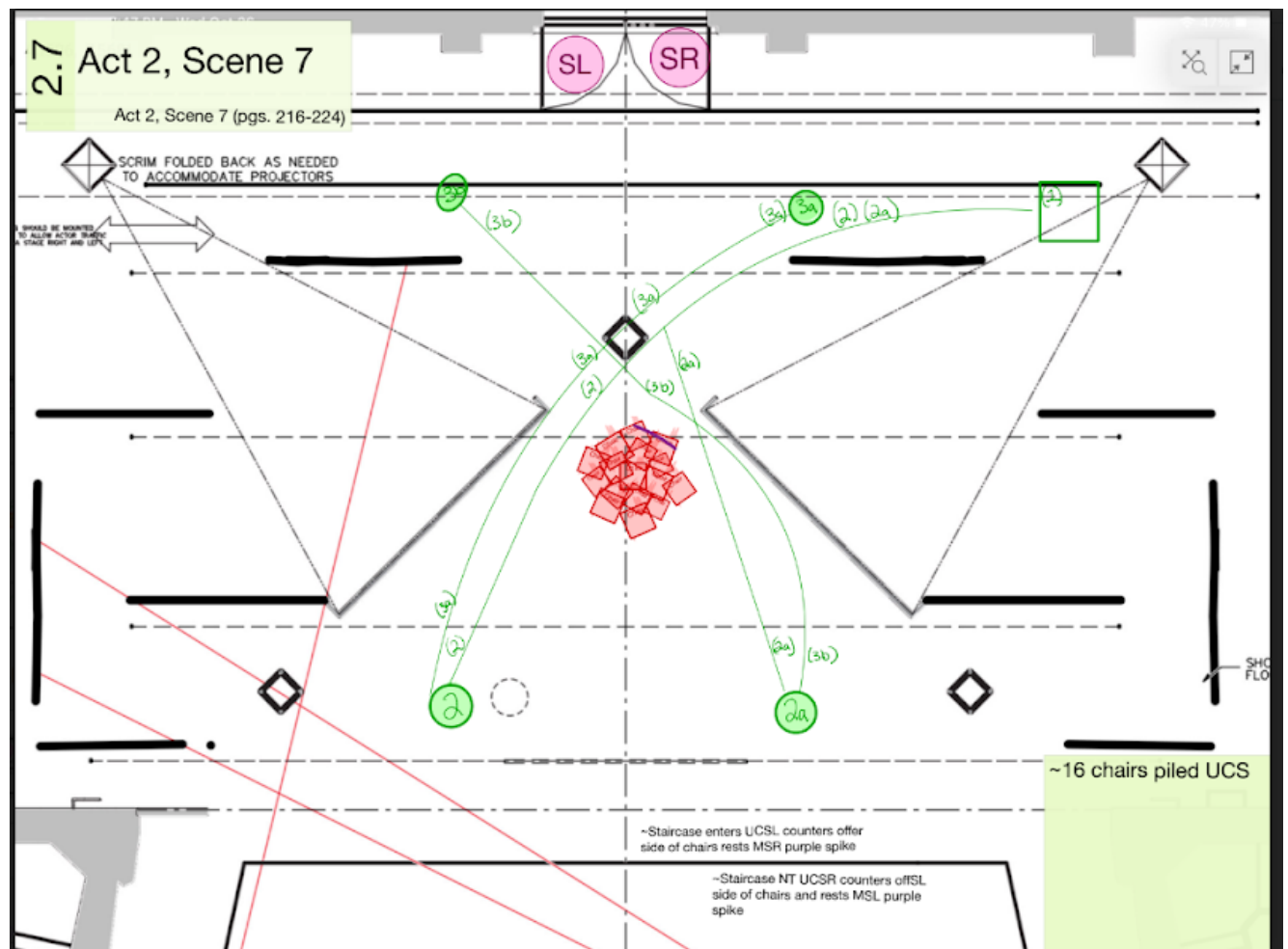
Dir Robin Guarino
SM: Rosie Burns Pavlik

carmelitesccm2022@gmail.com

ASM: Hannah Burford
ASM: Emily Manlendick
PA: Lily Landoch

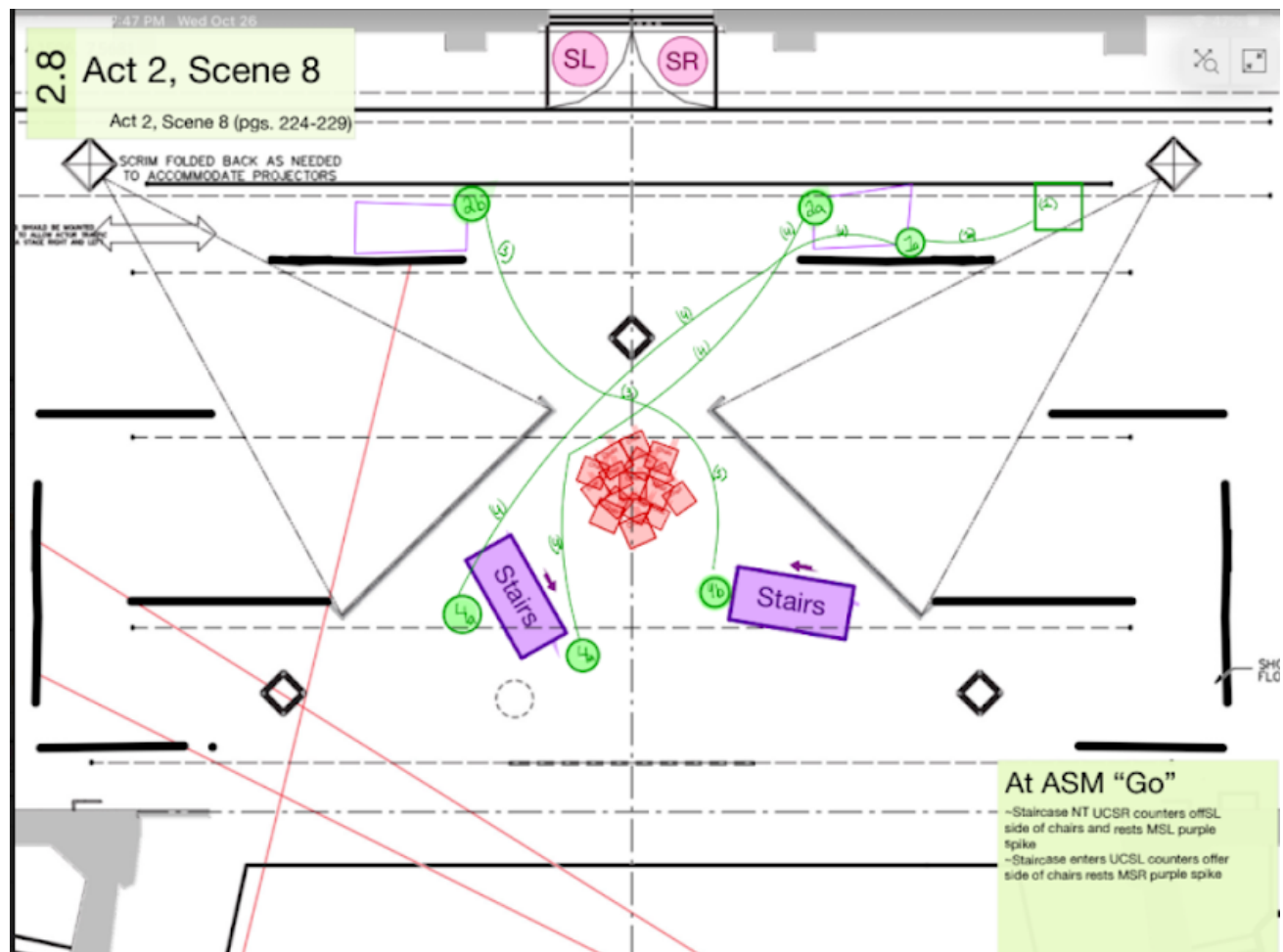
1. At the beginning of the transition to 2.5 a trained crew member will unlock the SR Lock Box. The Jailer, Commissioner 1, Commissioner 2, and Officer will receive their non-functional pistols. Prop firearms will immediately be placed in holsters.
 - a. Crew Locks the SR Lock Box
2. At ASM “GO” the Jailer, Commissioner 1, Commissioner 2, and Officer NT UCSR and go to the MCS table.
 - a. The Jailer sits on CS table chair
 - b. Commissioner 1 Wanders MSL
 - c. Commissioner 2 wanders MSR
 - d. Officer DS of table
3. Commissioners 1&2 swap places
 - a. Officer counters DSR, the back to DCS Mark
 - b. Commissioners Swap places again
 - i. Commissioner 1 walks DSR
 - ii. Commissioner 2 walks DSL
4. Officer goes DSR, then DSL, back to DSR
5. Commissioners join jailer at MCS table
 - a. Commissioner 1 SL
 - b. Commissioner 2 SR
6. Officer goes DRS to SR of Jailer
 - a. Commissioner 1 takes DSR Place
7. Commissioner 1 XT UCSL, immediately re-enters to Counter SR
 - a. Commissioner 2 counters SL
8. Commissioners move US
9. Officer, Jailer, and Commissioners strike Table Off SL
 - a. Return to stage stack chairs
 - b. SR trained Crew is unlocking both the SR Lock Box, and the SL tracking Lock Box
10. Officer, Jailer, and Commissioners XT UCSR
 - a. Trained SR Crew collects 3 Non-Functional Pistols and Locks them in the tracking SL Lock Box.
 - b. Trained SR Crew collects 1 Non-Functional Pistol and Locks it in the SR Lock Box.
11. SL Trained Crew Tracks the SL Tracking Lock Box to BSL

Act 2, Scene 7: Non-Functional Pistols



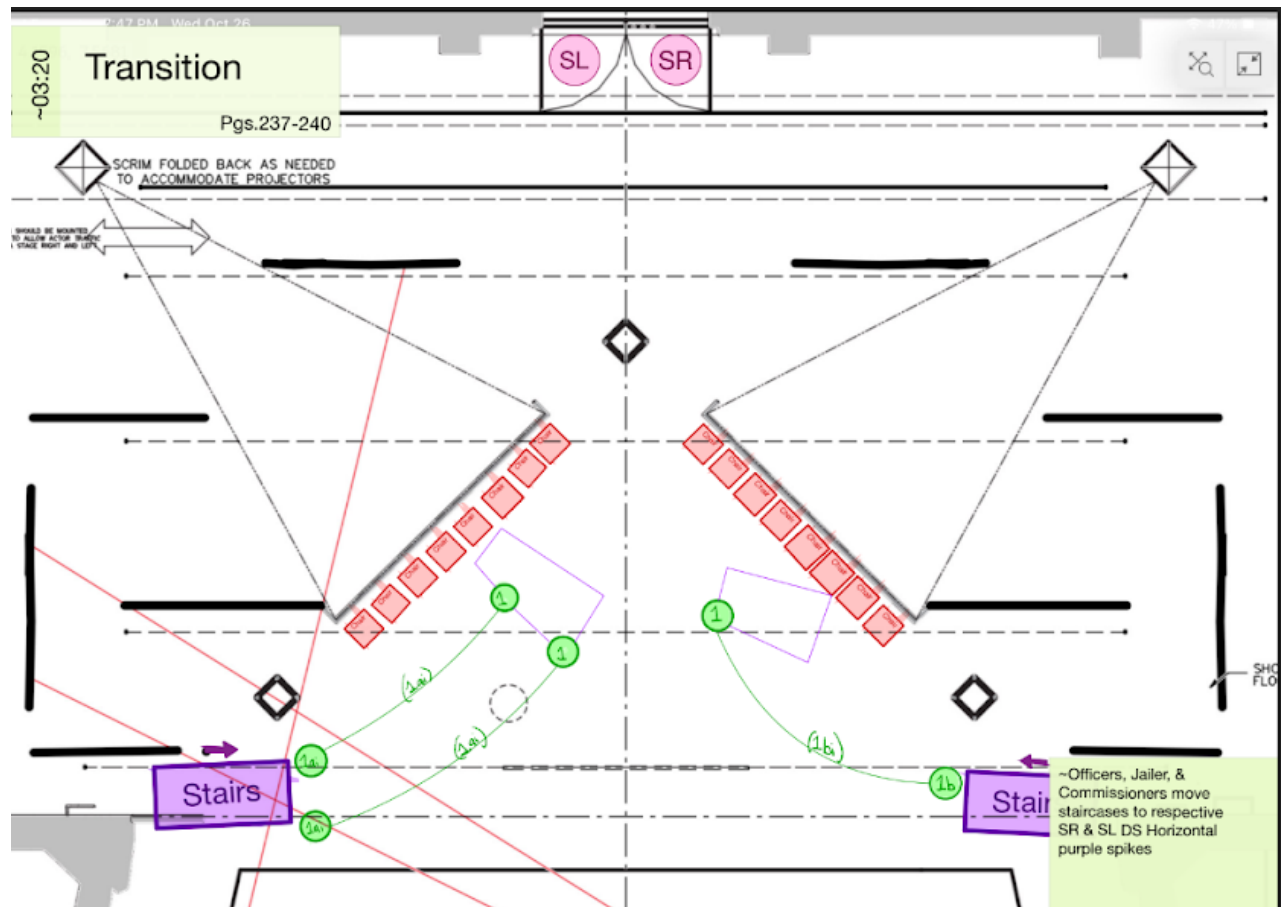
1. Trained SL crew handsoff 1 Non-Functional Pistol to both of the Commissioners BS USL.
2. Commissioner 1 NT USL and tracks DSR
 - a. Commissioner 2 NT USL and tracks DSL
3. Commissioners remain on mark until transition.
 - a. Commissioner 1 XTs USL to take place for staircase move
 - b. Commissioner 2 XTs USR to take place for staircase move

Act 2, Scene 8: Non-Functional Pistols



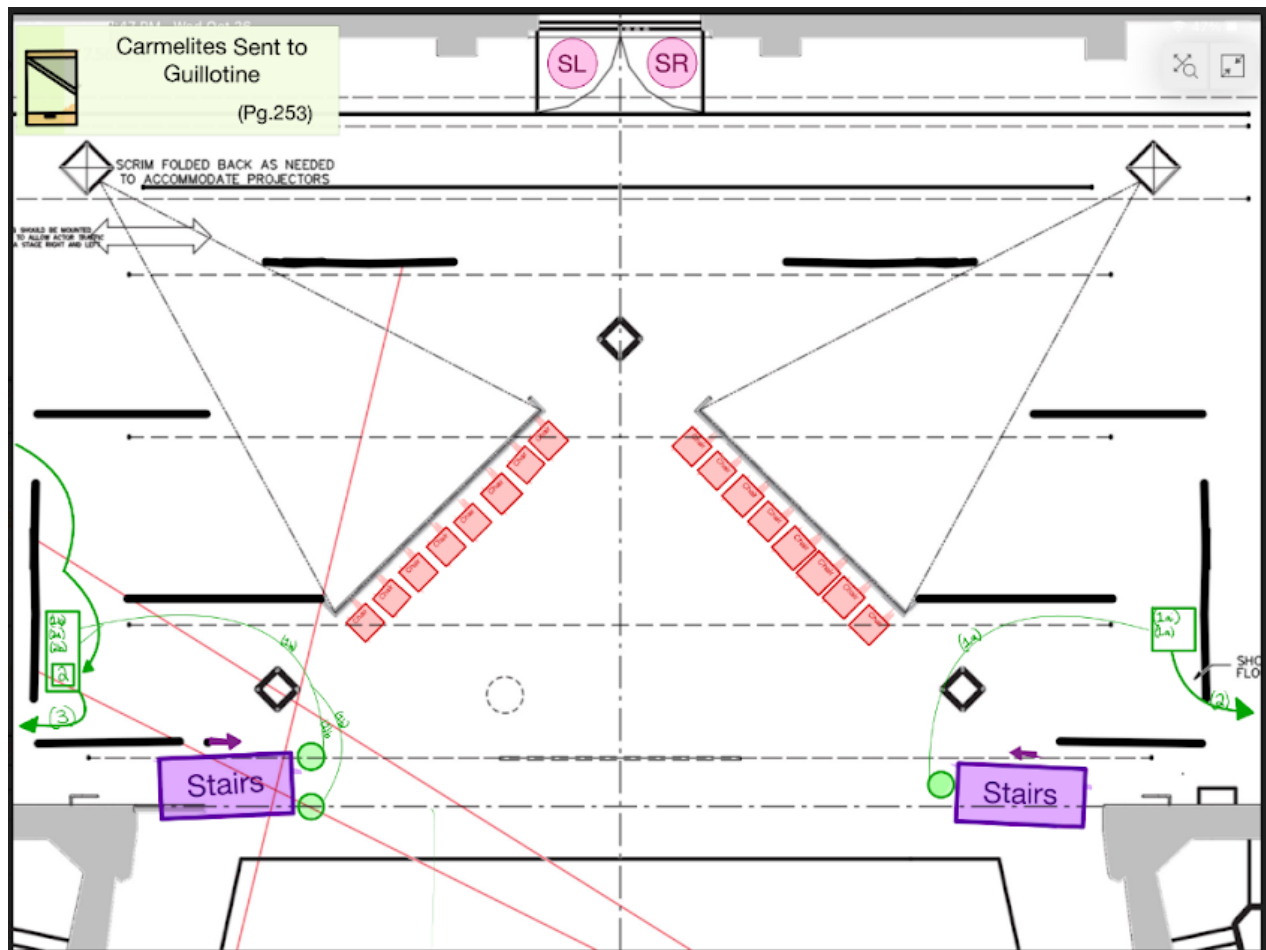
1. During end of Act 2, Scene 7 trained crew members hand off 1 Non-functional Pistols to Officer UBSL
 - a. Officer takes place ready for staircase move
2. Commissioners XT to staircase transition marks
 - a. Commissioner 1 XTs USL to take place for staircase move, with Officer
 - b. Commissioner 2 XTs USR to take place for staircase move
3. At SR ASM "Go" Commissioner 2 leads USR Staircase to mid SL mark
4. At SL ASM "Go" Commissioner 1 lead USL Staircase to mid SR Mark
 - a. Officer and Commissioner 1 remain at the bottom MCS point of the respective Staircase
 - b. Commissioner 2 remains at the bottom MCS point of the respective staircase.
5. *All 3 Non-Functional Pistols remain on stage until final exit before Curtain Call*

Act 2, Scene 9: Non-Functional Pistols



1. At Transition Music from Act 2, Scene 8 to Act 2, Scene 9 both staircases track to their DS marks.
 - a. Commissioner 1 & Officer lead their current SR staircase to its mark off-DSR parallel to the Orchestra Pit.
 - i. Both the Officer and Commissioner 1 stand beside the most on-stage wheels on the staircase.
 - b. Commissioner 2 leads their current SL staircase to its mark off-DSL parallel to the Orchestra Pit.
 - i. Commissioner 2 stands beside the most on-stage wheel of the staircase.
2. *The Non-Functionals Remain in this placement through the end of Act 2*

Act 2, Scene 10 & Post-Show: Non-Functional Pistols



1. At the end of Salve Regina;
 - a. Commissioner 2 XTs DSL and hands off the Non-Functional Pistol (1) to the trained Crew Member waiting with the lock box.
 - i. Crew locks the Non-Functional within the box, and tracks to the BSR Lockbox.
 - b. Commissioner 1 and Officer XT DSR hand off their Non-Functional Pistols (2) to the trained Crew Member waiting with the SR lockbox.
2. SL Crew meets SR crew BSR and returns the tracked Non-Functional Pistol to the SR Lockbox.
 - a. The SR Lockbox now contains; 4 Riot Sticks, 4 Non-Functional Pistols, & 1 small tracking lock box.
 - b. Trained SR Crew Locks the SR Lockbox
3. Trained Crew waits BSR with the Lockbox until trained ASM tracks the Lockbox with them to the decided Secure Post-show location. (TD Faculty Office)